

ATD

ALL-TERRAIN DERRICK



Featuring



DR41B Digger Derrick



*May be shown with Optional Equipment

Featuring



T944X Telehandler Chassis

Combination rough terrain chassis and digger derrick, this machine will give you access to remote areas previously beyond reach with traditional truck mounted equipment

www.integraldx.com

No Limit on What You Can Do

Ready For Anything

Built to reach the most difficult sites the ATD has been outfitted with all the tools needed to get the job done right. The ATD is insulated to meet the ANSI/ASSP A10.31-2019 standards, the cab is ROPS / FOPS certified to ISO 3471 standards.. Controls for the electrical boom and accessory are radio remote, with fixed controls located at the rear of the machine. The ATD consists of 7 critical utility components:

- Steel Blade
- Personnel Bucket
- Material Handling Jib
- Controls
- Earth Auger
- Pole Guides
- Boom Winch

Rear & Remote Controls

Critical to optimizing your time on the job, we offer both full-functioning rear and remote controls giving you precision control and full access to your tools. Remote controls allow your operator to work closely with their task ensuring the best quality on the job, this includes a mounting bracket for the personnel bucket. There is a battery charging station located in the cab to keep you moving even in the field.



Personnel Bucket

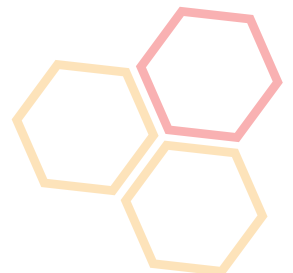
The personnel bucket is gravity leveling, eliminating the need for hydraulics. The bucket is set up to attach the remote control mounting bracket on any side for optimal sight of the project. Also included is a removable insulated liner that meets the ANSI/ASSP A10.31-2019 standards. It is attached alongside the boom so it will not interfere with any derrick or utility functions when not in use.

Boom Attachments

The hydraulically powered auger can bore holes in the ground up to 9 feet, with the standard auger. Equipped with a high speed winch, material handling jib and hydraulic pole guides, your team will have the tools to complete the job without need for multiple pieces of equipment to move, lift or reach any object. Making this machine as versatile as it is rugged.

Steel Blade & Outriggers

The steel blade and outriggers work together to stabilize the derrick. Along with the assistance of the side-to-side frame leveling, they keep the derrick balanced and stable while completing the job. The steel blade on the front can also be used to clear any area to make it suitable for work.



The Integral, dx - ATD is designed to get you into the most demanding and hard to reach sites. Engineered with multiple steering options and side-to-side frame leveling capabilities, the ATD can withstand the challenges of climbing the most rugged terrain. The sturdy but compact unit can fit on a trailer that can be towed by a standard line truck, eliminating the need for a semi-tractor.



No Limit to Where You Can Go

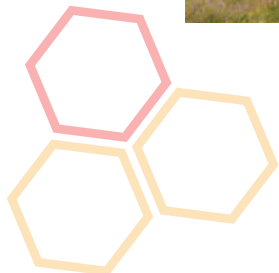
Utility Meets Comfort

Our cab has an open canopy, water-resistant components for easy cleaning. The ergonomic steering wheel and adjustable seat make the cab an easy fit for anyone. The unit is outfitted with a Cummins Tier 4f diesel engine with DEF and SCR, mounted to the right side for easy servicing. The locking storage compartment built under the seat, and toolbox storage area next to the rear controls will help you get to the job site in as few trips as possible. The lifting capacity of the boom is 6,000 lbs without the personnel bucket, and 3,000 lbs with the bucket. The boom is hydraulically powered with a fiberglass third stage, the ATD is insulated to meet the ANSI/ASSP A10.31-2019 standards. Our compact build not only makes the ATD easy to get into the tightest job site, but also gives you the freedom to tow it behind a traditional utility truck.



Mountain Goat Meets Machine

With the ability to climb steep grades there is no job site out of reach. The ATD has All-Wheel Drive to provide superior traction in all driving conditions, giving peace of mind in rough terrain. In addition to improved traction, the ATD can reach speeds of 15 mph. The 3 configuration steering on the ATD gives it a distinct advantage. The 2-Wheel steering is optimal for navigating flat terrain and work yard. The 4-Wheel steering provides quick, precise response, while helping you make tighter corners. It also increases stability in difficult areas and regain control on slippery terrain. The crab steering allows side-to-side movement without rotating your load, the maneuverability that makes the ATD the ultimate off-road tool. In addition to the climbing capability the ATD includes a frame tilt feature that increases the stability of the machine on steep grades and uneven terrain.



Optional Packages



Ready For Anything

The ATD unit has an optional dual axle trailer with a load capacity of 18.5 tons, with an adjustable eye hitch and deck width of 102". This dedicated trailer comes with an electric jack, and 3 sets of slide away steps with removable handrails for safety. A stow point for the personnel bucket is located on the tongue of the trailer.

Recovery Winch

Our Braden TR20 recovery winch has 122 usable feet of heavy duty steel cable and an 18 ton pull strength. The winch can be used to retrieve poles or other objects, once the machine has been stabilized. You may anchor the machine if needed or ease the machine out of a tight spot.



Lighting

Remote control LED flood lights and custom lighting packages are available to order, use them to increase job site safety in low light scenarios, create better visibility or help extend workable hours on the job site.



Additional Attachments

Need an attachment but don't see what you need here? Let our experienced staff know what your teams specialized needs are for the job site, we will work with you to develop an optimized set-up!

Climate Controlled Cab

Our enclosed cab package comes complete with heat, air conditioning, windows, windshield, wind shield wipers, and a split door. All the windows are a bolt-in design that are easily removed. The split door and open able rear window provide excellent air flow in the cab and make it easy to air out after a washing. The cab is build to ISO 3471 standards, rated for ROPS / FOPS.



Custom Builds

To fit your specific needs, we can offer customization on each ATD. Our sales department and engineers enable us to meet your specifications to accomplish all your job-site goals.

Contact our sales department for more information on customizing your Integral, dx All-Terrain Derrick

All-Terrain Derrick

Product Specifications



Powertrain

Engine	Cummins 117 HP
Recovery Winch	Braden TR20
Tires	Pneumatic 13.00x24
Boom	Combination Steel & Fiberglass
Drive train	All-Wheel Drive
Steering Modes	2-Wheel, 4-Wheel, & Crab

Dimensions

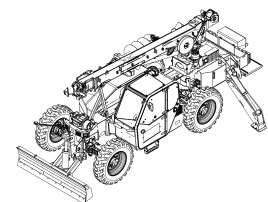
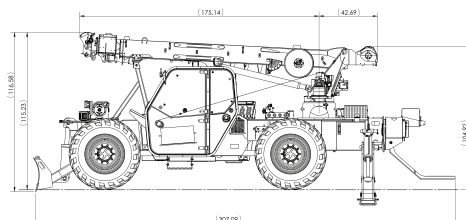
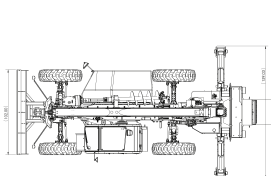
Overall Machine Length (blade down)	24 ft 3 in (7.39 m)
Overall Machine Width (with blade)	8 ft 6 in (2.6 m)
Gross Vehicle Weight	Approx. 22,900 lbs (10,387 kg)
Overall Height (with pole guides)	10ft (3.05m)
Ground Clearance	18 in (0.5 m)
Wheelbase	11 ft 4 in (3.46 m)
Outrigger Footprint (fully deployed)	13 ft 6 in (4.11 m)

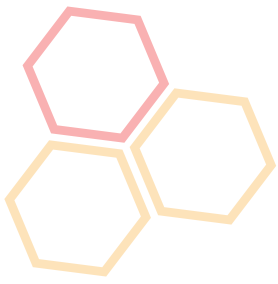
Capabilities

System Voltage	12 VDC
Recovery Winch (optional feature)	18 ton minimum / 20,000 lb hydraulic
Cable Length (usable length)	122 ft (37.2 m)
Drilling Radius	12 ft 6 in - 21 ft 8 in (3.81 - 6.61 m)
Horizontal Reach	14 ft 1 in - 33 ft 6 in (4.3 - 10.2 m)
Cab Tilt	12° each side
Maximum Sheave Height	42 ft 7 in (13.02 m)
Auger	80 x 18 in D Single Flight (2.02 x 0.5 m)
Maximum Digging Depth (standard equipment)	9 ft 10 in (3 m)
Gradability	78%
Auger Motor	2 speed Hydraulic with Shake Feature
Maximum Travel Speed	15 mph

Capacities

Fuel Tank	30 gal
Hydraulic Tank	50 gal
Maximum Load Capacity	6,000 lbs w/o Bucket, 3,000 lbs w/ Bucket





ATD “Drilly Goat”



Engineered to be Sturdy & Compact

Ability to climb Steep Grades

Built to reach the most demanding job sites

This combination rough terrain chassis and digger derrick, gives you access to areas previously beyond reach with traditional equipment

Integral dx is an ISO 9001-2015 certified OEM



www.integraldx.com
121 N 1st. Street
Montevideo, MN 56265
(320) 435-0003

